



## **Trend of Partnering in Japan**

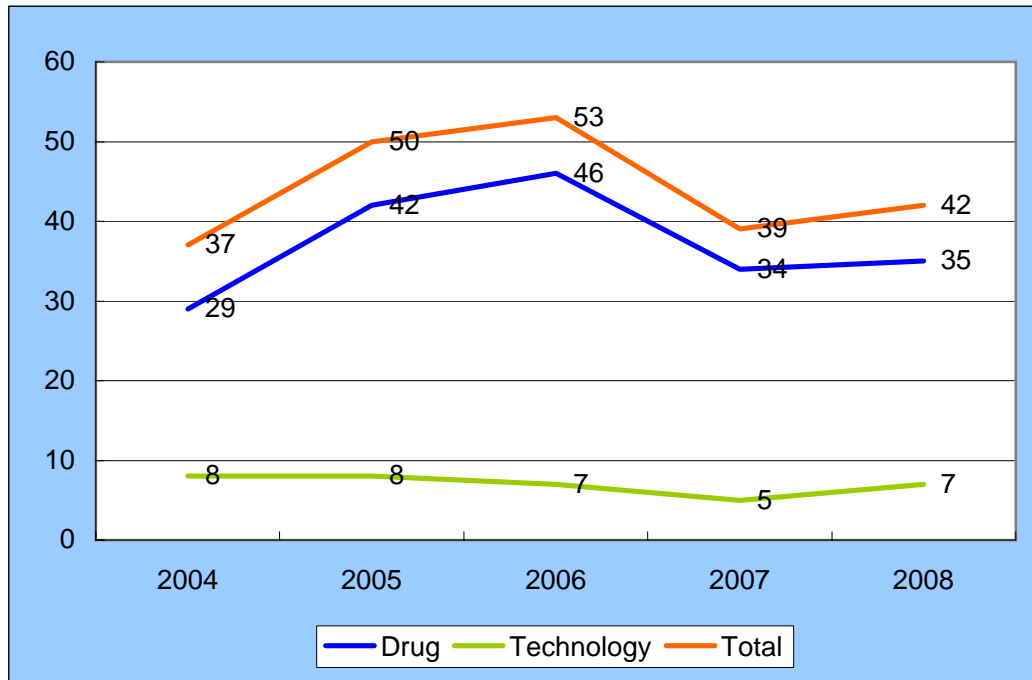
**(2004-2008)**

**May 2009**

**Biolink International, Inc.**

Partnering Total (2004-2008)

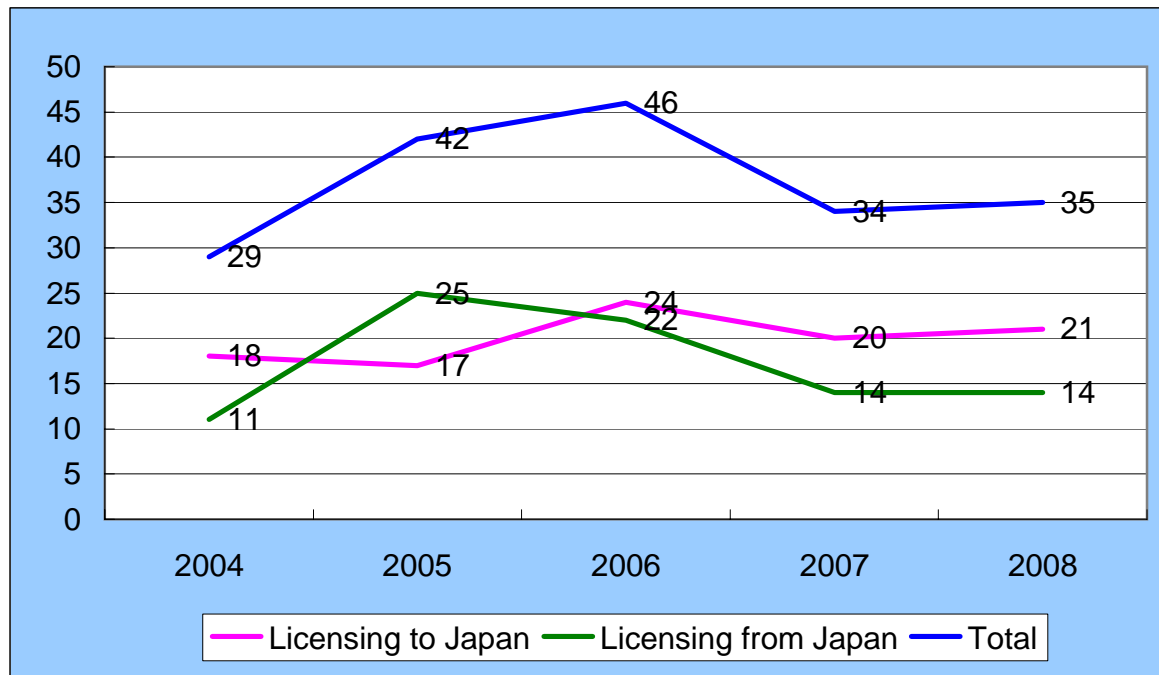
	2004	2005	2006	2007	2008
Drug	29	42	46	34	35
Technology	8	8	7	5	7
Total	37	50	53	39	42



Compiled by Biolink International, Inc.

Drug Partnering Total (2004-2008)

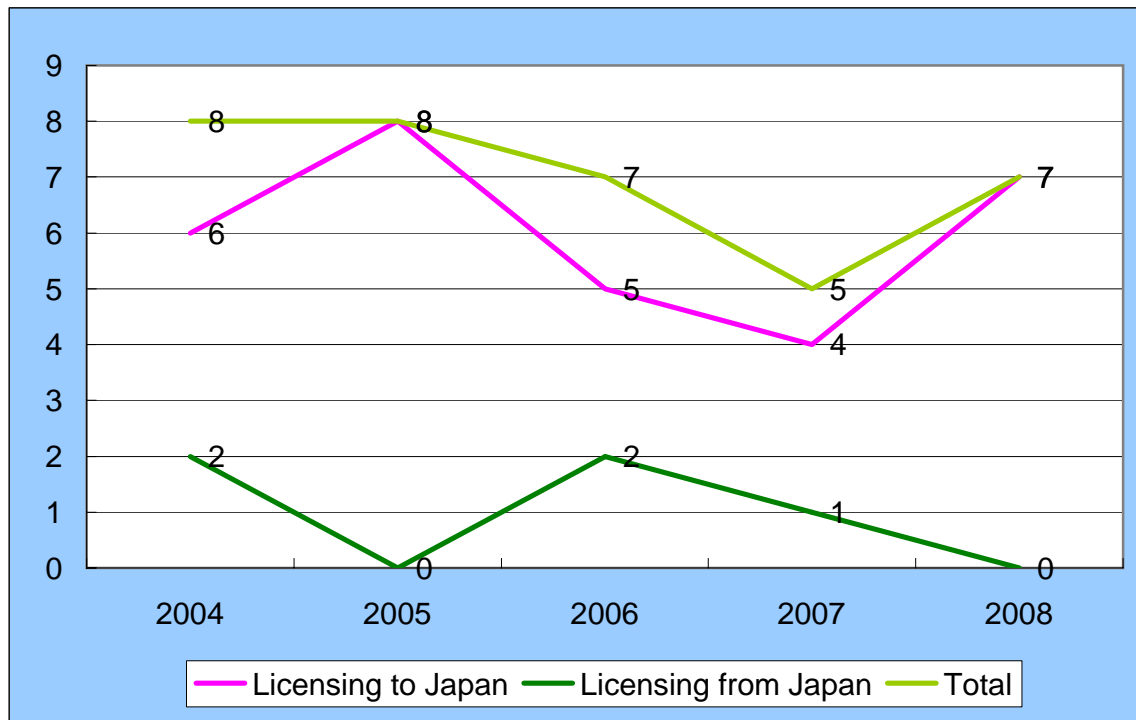
	2004	2005	2006	2007	2008
Licensing to Japan	18	17	24	20	21
Licensing from Japan	11	25	22	14	14
Total	29	42	46	34	35



Compiled by Biolink International, Inc.

Technology License Total (2004-2008)

	2004	2005	2006	2007	2008
Licensing to Japan	6	8	5	4	7
Licensing from Japan	2	0	2	1	0
Total	8	8	7	5	7



Compiled by Biolink International, Inc.

Licensing to Japan by Therapeutic Group (2004-2008)

Ranking by 2008		2008		2007		2006		2005		2004	
		No. of In-Licensing	%	No. of In-Licensing	%	No. of In-Licensing	%	No. of In-Licensing	%	No. of In-Licensing	%
1	Digestie Disease	4	19.0	0	0.0	0	0.0	1	5.9	1	5.6
2	Cancer & Cancer Relates	3	14.3	4	20.0	7	29.2	4	23.5	3	16.7
3	Alzheimer, CNS Disease	2	9.5	3	15.0	0	0.0	3	17.6	0	0.0
4	Immunology	2	9.5	1	5.0	0	0.0	0	0.0	1	5.6
5	Psychiatric Disease	2	9.5	2	10.0	1	4.2	2	11.8	1	5.6
	Others	8	38.1	10	50.0	16	66.7	7	41.2	12	66.7
	Total	21	100.0	20	100.0	24	100.0	17	100.0	18	100.0

Compiled by Biolink International, Inc.

Licensing from Japan by Therapeutic Group (2004-2008)

Ranking by 2008		2008		2007		2006		2005		2004	
		No. of Out-Licensing	%	No. of Out-Licensing	%	No. of Out-Licensing	%	No. of Out-Licensing	%	No. of Out-Licensing	%
1	Allergy	3	21.4	1	7.1	0	0.0	0	0.0	1	9.1
2	Cardiovascular Disease	2	14.3	1	7.1	2	9.1	2	8.0	2	18.2
3	Alzheimer, CNS Disease	1	7.1	0	0.0	0	0.0	2	8.0	0	0.0
4	Cancer & Cancer Relates	1	7.1	1	7.1	5	22.7	2	8.0	1	9.1
5	Diabetics	1	7.1	3	21.4	2	9.1	7	28.0	0	0.0
6	Digestive Disease	1	7.1	0	0.0	2	9.1	0	0.0	0	0.0
7	Psychiatric Disease	1	7.1	1	7.1	1	4.5	0	0.0	2	18.2
	Others	4	28.6	7	50.0	10	45.5	12	48.0	5	45.5
	Total	14	100.0	14	100.0	22	100.0	25	100.0	11	100.0

Compiled by Biolink International, Inc.

Partnering by Company (2008)

	Total	Drug		Technology	
		No. of In-Licensing	No. of Out-Licensing	No. of In-Licensing	No. of Out-Licensing
Total	42	21	14	7	0
Otsuka	5	4	1	0	0
Astellas	4	2	1	1	0
Daiichi Sankyo	4	1	0	3	0
Kyowahakko	4	2	1	1	0
Nihon Shinyaku	4	0	4	0	0
Ajinomoto Pharma	2	2	0	0	0
Kissei	2	1	1	0	0
Mitsubishi Tanabe	2	1	1	0	0
Ono	2	1	0	1	0
Takeda	2	1	0	1	0
Asahi Kasei Pharma	1	1	0	0	0
Chugai	1	0	1	0	0
Eisai	1	1	0	0	0
Kyorin	1	1	0	0	0
Meiji Seika	1	1	0	0	0
Mochida	1	0	1	0	0
Nippon Tabacco	1	0	1	0	0
Santen	1	1	0	0	0
Taisho	1	0	1	0	0
Teijin Pharma	1	1	0	0	0
Zeria	1	0	1	0	0

Complied by Biolink International, Inc.